

Main Feature

1. Low power consumption; AC/DC coil available.
2. Proper insulation distance with 5,000VAC dielectric strength.
3. UL Class F insulation available.
4. In accordance with IEC 60335-1 and IEC 60730-1.
5. Halogen Free series available.
6. Comply with RoHS and REACH regulations

Contact Rating

Load Type	EMI (DM/DB)	EMI (D)	EMI (AM/AB)	EMI (A)
Rated Load (Resistive)	8A 250VAC	8A 250VAC	8A 250VAC	8A 250VAC
	8A 30VDC	8A 30VDC	8A 30VDC	8A 30VDC
Rated Carrying Current	8A	8A	8A	8A
Max. Allowable Voltage	AC 250V	AC 250V	AC 250V	AC 250V
	DC 300V	DC 300V	DC 300V	DC 300V
Max. Allowable Current	8A	8A	8A	8A
Max. Allowable Power Force	2,000VA	2,000VA	2,000VA	2,000VA
	240W	240W	240W	240W
Contact Material	Ag Alloy	Ag Alloy	Ag Alloy	Ag Alloy
Contact Form	DPST	DPDT	DPST	DPDT

Max Allowable Voltage: 300VDC@0.2A

Application

Cooking Appliance, Audio Equipment, Domestic Appliance and Controlling Equipment...etc.

Performance (at Initial Value)

- Contact Resistance 100 mΩ Max. @1A,6VDC
- Operate Time 12 mSec. Max.
10 mSec. Max (New type)
- Release Time 8 mSec. Max.
5 mSec. Max. (New type)
- Dielectric Strength:
Between Coil & Contact..... 5,000VAC at 50/60 Hz
for one minute
Between Contacts 1,000VAC at 50/60 Hz
for one minute
- Surge Strength: 10,000V (between coil
& contact 1.2x50μSec.)
- Insulation Resistance 100MΩ Min at
500VDC
- Max. On/Off Switching:
Electrical..... 20 Cycles per Minute
Mechanical 300 Cycles per Minute
- Temperature Range -40~+85 °C
- Humidity Range 45~85% RH.
- Coil Temperature Rise 30 °C Max.

- Vibration:
Endurance 10 to 55 Hz dual
amplitude width 1.5 mm
Error Operation..... 10 to 55 Hz dual
amplitude width 1.5 mm
- Shock:
Endurance 1,000 m/S²
Error Operation..... 100 m/S²
- Life Expectancy:
Electrical 10⁵ Operations at
Rated Resistive Load
Mechanical 10⁷ Operations at
No load condition
- Weight About 12.5 g

Accessories & Sockets

- PI-50BE See Page 179
- PI-50BE/3 See Page 179
- PI-50-0..... See Page 181

Safety Standard & File Number

- UL & C-UL.....E141060
- TÜV.....R50008958
- VDE.....40009648
- CQC.....02001002511

EMI-2P

Coil Specification (at 20 °C)

Coil Sensitivity	Nominal Voltage (VAC/VDC)	Nominal Current (mA)		Coil Resistance ($\Omega \pm 10\%$)	Power Consumption (DC: W; AC: VA)		Pull-In Voltage	Drop-Out Voltage	Maximum Allowable Voltage
		50HZ	60HZ		50HZ	60HZ			
EMI DC Coil	6	66.7		90	Abt. 0.40		80% Maximum	5% Minimum	130%
	9	44.6		202					
	12	33.3		360					
	15	26.6		560					
	18	22.3		810					
	24	16.7		1,440					
	48	8.7		5,520					
	60	8.2		7,340					
EMI AC Coil	110	4.1		26,530	Abt. 0.45		15% Minimum		
	24	29.75	25.35	350	0.71	0.61			
	115	7.65	6.3	8,100	0.88	0.73			
	230	3.42	2.72	32,500	0.79	0.63			

Ordering Information

EMI - SS - 2 12 F M I F

Insulation System: Nil: Standard Class
F: Class F

Contact Material: Nil: AgNi
N: AgSnO₂
I: AgSnO₂+In (New)
J: AgSnO₂+In Gilded (New)
S: AgSnO₂ Gilded

Contact Form: Nil: Form C
M: Form A
B: Form B

Type: F: New Structure DC Coil, Pinning 5.0mm, 8A
D: Standard DC Coil
A: Standard AC Coil

Coil Voltage: VDC (06: 6V, 09: 9V, 12: 12V, 15: 15V, 18: 18V, 24: 24V, 48: 48V, 60: 60V, 110: 110V)
VAC (24: 24V, 115: 115V, 230: 230V)

Number of Pole: 2: Two Poles

Type of Sealing: SS: RT II Flux Proofed
SH: RT III Wash Tight

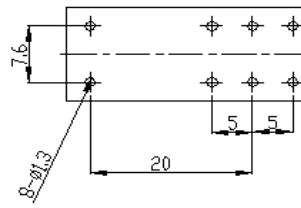
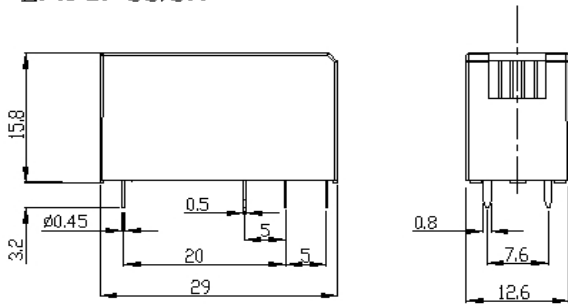
Model Name: EMI

Classification

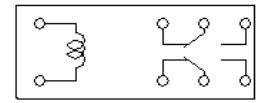
Model	EMI - 2P					
	DC Coil			AC Coil		
Contact Form	2C	2A	2B	2C	2A	2B
Flux Proofed	EMI-SS-2□□□D	EMI-SS-2□□□DM	EMI-SS-2□□□DB	EMI-SS-2□□□A	EMI-SS-2□□□AM	EMI-SS-2□□□AB
Flux Proofed- New	EMI-SS-2□□□F	EMI-SS-2□□□FM	EMI-SS-2□□□FB	-	-	-
Wash Tight	EMI-SH-2□□□D	EMI-SH-2□□□DM	EMI-SH-2□□□DB	EMI-SH-2□□□A	EMI-SH-2□□□AM	EMI-SH-2□□□AB
Wash Tight- New	EMI-SH-2□□□F	EMI-SH-2□□□FM	EMI-SH-2□□□FB	-	-	-

Dimension ($\leq 5\text{mm} \pm 0.2\text{mm}$, $> 5\text{mm} \pm 0.3\text{mm}$, the tolerance of PCB thru hole: $+0.1\text{mm}$)

EMI-2P-SS/SH

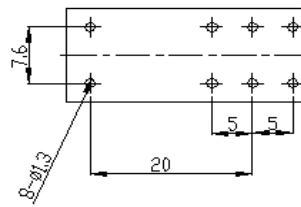
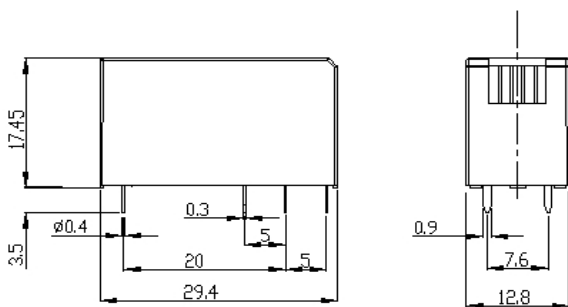


P.C.B. Layout

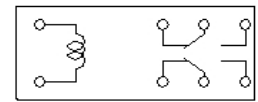


Bottom View

EMI-2P-SS/SH (New Structure DC Coil)



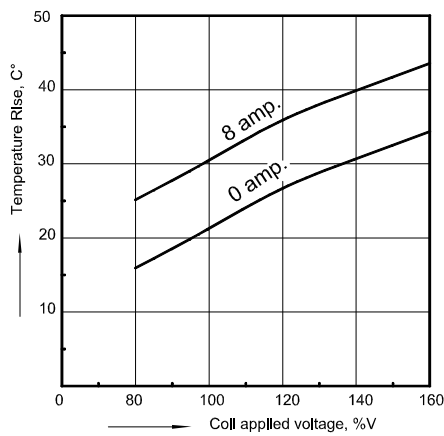
P.C.B. Layout



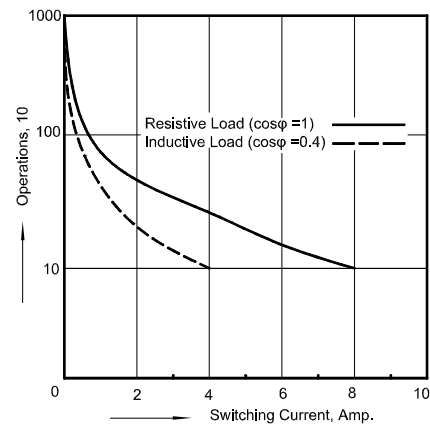
Bottom View

Reference Data

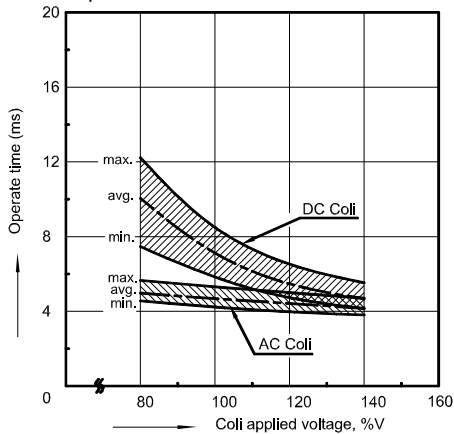
Temperature Rise (at 85°C)



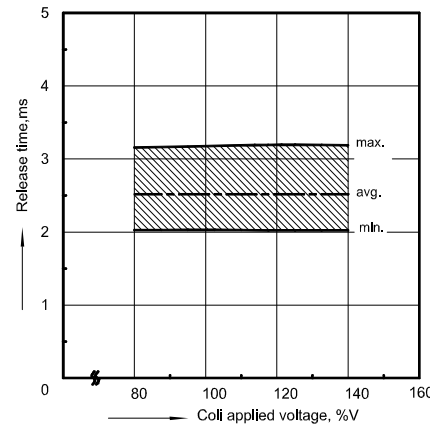
Endurance



Operate time



Release time



V.01EY