



Main Feature

1. Slim type with 10A rated load.
2. Insulation distance of 8mm is designed.
3. Surge Resistance up to 10,000V.
4. High Sensitivity DC Coil Type of low power consumption available.
5. TV-5 at 120VAC is certified by UL.
6. Comply with RoHS and REACH regulations

Contact Rating

Load Type	MIT (DM)	MIT (LM)
Rated Load (Resistive)	10A 240VAC	10A 240VAC
	5A 24VDC	5A 24VDC
Contact Capacity	TV-5 120VAC	TV-5 120VAC
	Tungsten (600W)	Tungsten (600W)
Rated Carrying Current	10A	10A
Max. Allowable Voltage	AC 240V	AC 240V
	DC 110V	DC 110V
Max. Allowable Current	10A	10A
Max. Allowable Power Force	2,400VA	2,400VA
	120W	120W
Contact Material	Ag Alloy	Ag Alloy
Contact Form	SPST	SPST

Application

Remote Control TV Receivers, Monitor Displays, Audio Equipment and High Inrush Current Application.

Performance (at Initial Value)

- Contact Resistance 100mΩMax. @1A,6VDC
- Operate Time..... 15mSec. Max. (D Type)
20mSec. Max. (L Type)
- Release Time 8 mSec. Max.
- Dielectric Strength:
Between Coil & Contact..... 5,000VAC at 50/60 Hz
for one minute
Between Contacts 1,000VAC at 50/60 Hz
for one minute
- Surge Strength..... 10,000V (between Coil
& Contact 1.2x50μSec.)
- Insulation Resistance 100 MegaΩ Min. at
500VDC.
- Max. On/Off Switching:
Electrical 20 Cycles per Minute
Mechanical 300 Cycles per Minute
- Temperature Range -30~+85°C
- Humidity Range..... 45~85% RH.

- Coil Temperature Rise45°C Max. (D Type)
35°C Max. (L Type)
- Vibration:
Endurance..... 10 to 55 Hz dual
amplitude width 1.5mm
Error Operation 10 to 55 Hz dual
amplitude width 1.5mm
- Shock:
Endurance 1,000 m/S²
Error Operation 100 m/S²
- Life Expectancy:
Mechanical 10⁷ Operations at No
Load condition
Electrical 10⁵ Operations at
Rated Resistive Load
2.5x10⁴ Operations at
TV Rated Load
- Weight.....About 12.2 g

Safety Standard & File Number

- UL & C-UL.....E141060
- TÜVR09352331

Coil Specification (at 20°C)

Coil Sensitivity	Nominal Voltage (VDC)	Nominal Current (mA)	Coil Resistance ($\Omega \pm 10\%$)	Power Consumption (W)	Pull-In Voltage (VDC)	Drop-Out Voltage (VDC)	Maximum Allowable Voltage (VDC)
MIT - DM	3	240	12.5	Abt. 0.72	80% Maximum	5% Minimum	130%
	5	138.9	36				
	6	120	50				
	9	78.3	115				
	12	60	200				
	24	29.3	820				
	48	14.5	3,300				
MIT - LM	3	176.5	17	Abt. 0.54	80% Maximum	5% Minimum	130%
	5	106.4	47				
	6	88	68				
	9	58	155				
	12	44.4	270				
	24	21.8	1,100				
	48	11	4,400				

Ordering Information

MIT - SS - 1 12 D M

Contact Form:

M: One Form A

Coil Type:

D: Standard DC

L: High DC

Coil Voltage: 03: 3V, 05: 5V, 06: 6V, 09: 9V, 12: 12V, 24: 24V, 48: 48V

Number of Pole:

1: One Pole

Type of Sealing:

SS: RT II Flux Proofed

SH: RT III Wash Tight

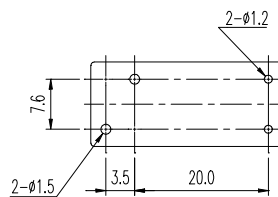
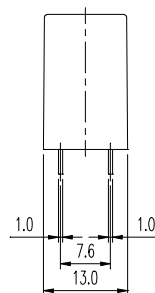
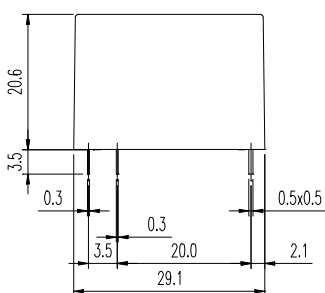
Type:

MIT


Classification

Model	MIT	
Coil Sensitivity	Standard DC	High DC
Flux Proofed	MIT-SS-1□□DM	MIT-SS-1□□LM
Wash Tight	MIT-SH-1□□DM	MIT-SH-1□□LM

Dimension ($\leq 5\text{mm} \pm 0.2\text{mm}$, $> 5\text{mm} \pm 0.3\text{mm}$, the tolerance of PCB thru hole: $+0.1\text{mm}$)



P.C.B. Layout



BOTTOM VIEW